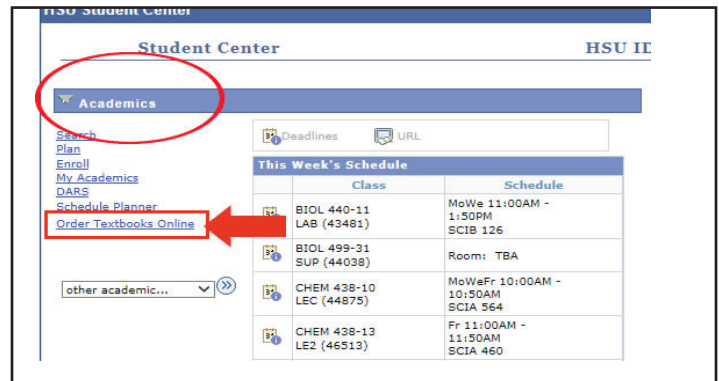
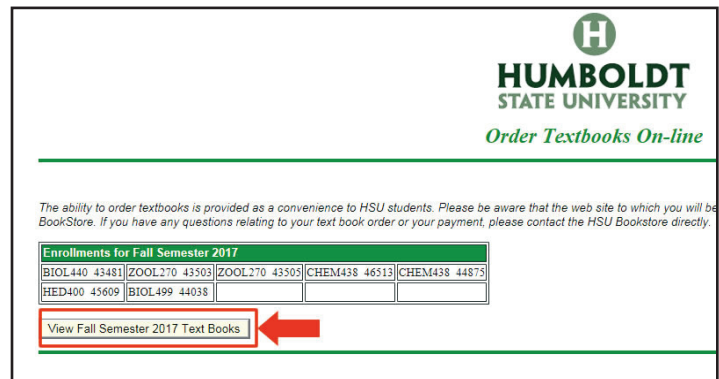


How to Order Textbooks Online

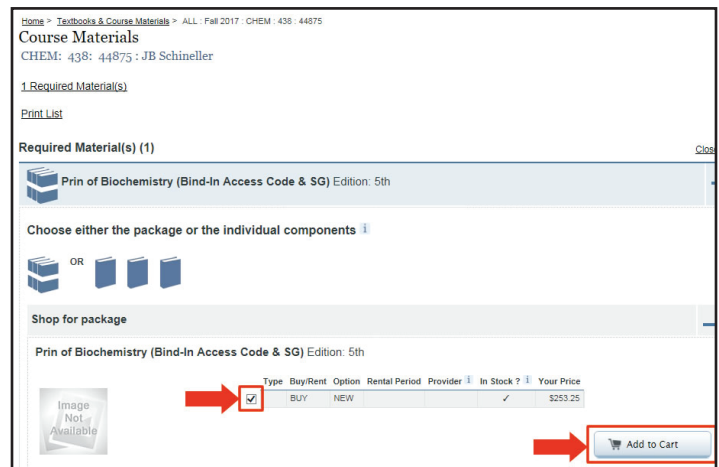
1. Sign in to **myHumboldt**.
2. Click on the **Student Center** button.
3. In the Academics section, click on **“Order Textbooks Online”**



4. Click on **“View Semester Text Books”**



5. Click **“check box”** next to the textbooks you want to purchase.
6. Click the **“Add to Cart”** button.



7. Select text book condition preference.
8. Click the **Checkout** button
9. Follow the directions to complete your HSU Bookstore purchase.

