



**Student Center:
Admissions, Personal Information,
To Do Lists, Holds and Quick Links**

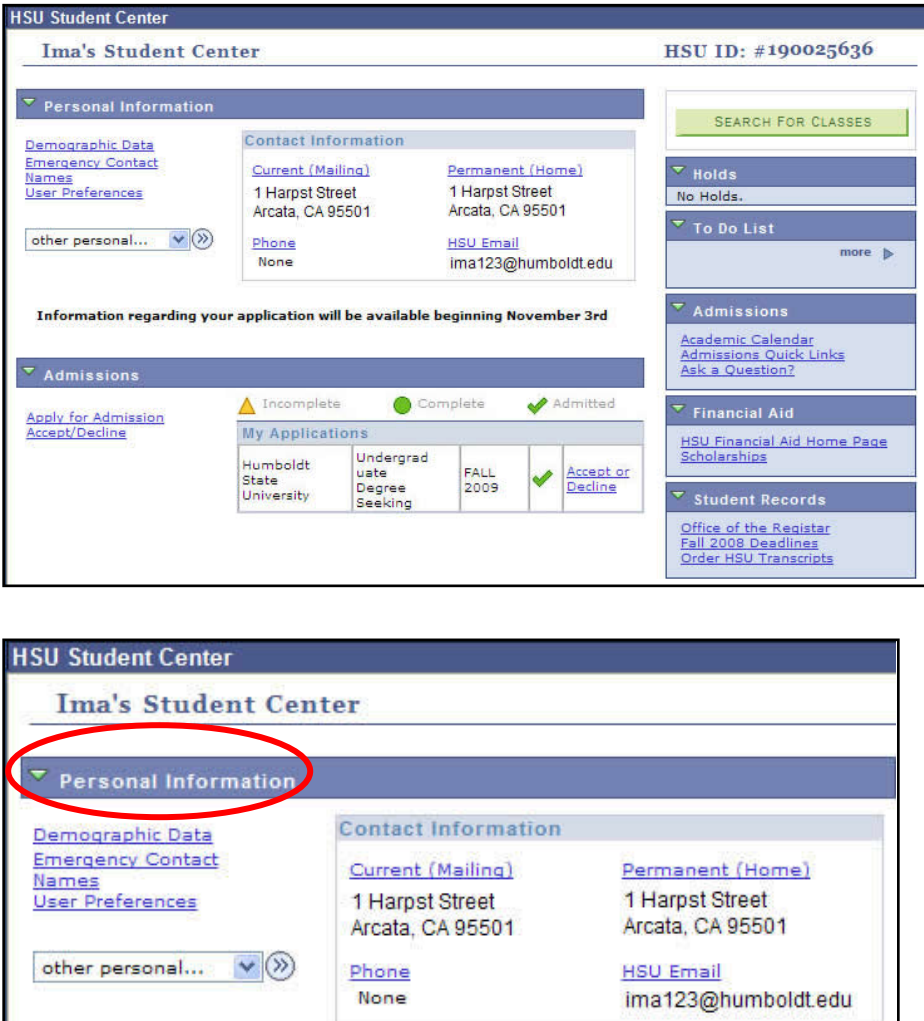
Last Revised: 10/5/2008

Table of Contents

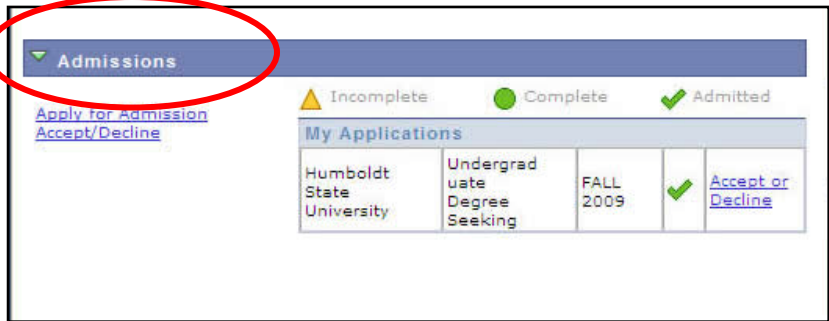
	Page
1.0 HSU Student Center	1
1.1 Overview and Personal Information	1
1.2 Checking the status of your application	2
1.3 Holds, To Do List, and University Specific Links.....	3

1.0 HSU Student Center

1.1 Overview and Personal Information

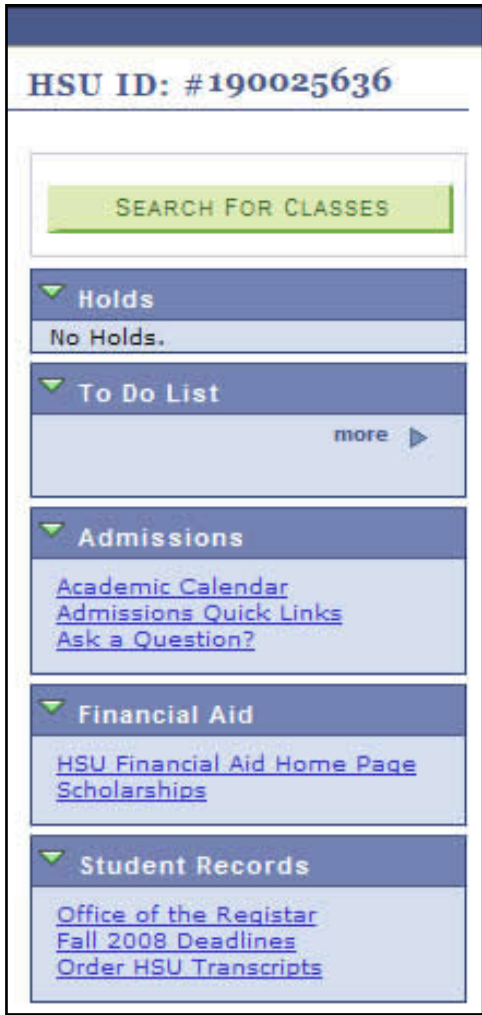
Process Steps	Screen Shot										
<p>Between October 2008 and 2009 applicants and students will be able to login to their Student Center to view the status of their application as well as personal contact information on file at HSU.</p> <ol style="list-style-type: none"> The two sections in the Student Center are Personal Information and Admission (Note: Admission will not be viewable until after November 3). Personal Information: This section displays your contact information on file at Humboldt State University. Click on any of the links to view further details. Note this information is display only until August 2009. Please contact the AIR Center if there is incorrect information. 	 <p>The top screenshot shows the HSU Student Center interface for 'Ima's Student Center' with HSU ID: #190025636. It features a 'Personal Information' section with links for Demographic Data, Emergency Contact Names, and User Preferences. The 'Contact Information' section is divided into 'Current (Mailing)' and 'Permanent (Home)', both listing '1 Harpst Street, Arcata, CA 95501'. A 'Phone' field is set to 'None' and an 'HSU Email' field is 'ima123@humboldt.edu'. Below this is an 'Admissions' section with a 'My Applications' table:</p> <table border="1" data-bbox="743 877 1149 968"> <thead> <tr> <th colspan="2">My Applications</th> <th>Incomplete</th> <th>Complete</th> <th>Admitted</th> </tr> </thead> <tbody> <tr> <td>Humboldt State University</td> <td>Undergraduate Degree Seeking</td> <td>FALL 2009</td> <td>✓</td> <td>Accept or Decline</td> </tr> </tbody> </table> <p>The bottom screenshot is a zoomed-in view of the 'Personal Information' section, with the header 'Personal Information' circled in red. It shows the same links and contact information as the top screenshot.</p>	My Applications		Incomplete	Complete	Admitted	Humboldt State University	Undergraduate Degree Seeking	FALL 2009	✓	Accept or Decline
My Applications		Incomplete	Complete	Admitted							
Humboldt State University	Undergraduate Degree Seeking	FALL 2009	✓	Accept or Decline							

1.2 Checking the status of your application

Processing Steps	Screen Shot										
<p>The Admissions sections allows applicants to check the status of their application.</p> <ol style="list-style-type: none">1. Different icons are displayed to mark the status of your application.2. If incomplete you may click on the "To Do List" section to view missing items that HSU needs to continue processing your application.3. The green check indicates that the applicant has been offered admission to Humboldt State. To accept or decline admission click on the blue link to complete the process.	 <p>The screenshot displays the Admissions section of a web application. The 'Admissions' menu item is circled in red. Below it are links for 'Apply for Admission' and 'Accept/Decline'. A status bar shows 'Incomplete' (yellow triangle), 'Complete' (green circle), and 'Admitted' (green checkmark). A 'My Applications' table shows one application for Humboldt State University, Undergraduate Degree Seeking, FALL 2009, with a green checkmark and a blue 'Accept or Decline' link.</p> <table border="1" data-bbox="971 478 1479 590"><thead><tr><th colspan="5">My Applications</th></tr></thead><tbody><tr><td>Humboldt State University</td><td>Undergraduate Degree Seeking</td><td>FALL 2009</td><td>✓</td><td>Accept or Decline</td></tr></tbody></table>	My Applications					Humboldt State University	Undergraduate Degree Seeking	FALL 2009	✓	Accept or Decline
My Applications											
Humboldt State University	Undergraduate Degree Seeking	FALL 2009	✓	Accept or Decline							

1.3 Holds, To Do List, and University Specific Links

Navigation: If unnecessary please delete this line

Processing Steps	Screen Shot
<p>The right hand column of your Student Center contains important and useful information.</p> <ol style="list-style-type: none">1. Search for Classes- This is a link to the current term schedule of HSU class offerings.2. Holds- This section contains important information that may restrict a student from registering for classes, etc...3. The "To Do List" contains details and information about items that a student must complete in order for HSU to complete and application, issue financial aid, etc...4. Quick Links<ol style="list-style-type: none">a. Admissions- This section contains links HSU's academic calendar, Admissions Quick Links and a website that allows applicants/students to ask a question about the admissions process.b. Financial Aid- This section contains links to the Financial Aid Home Page and Scholarship information.c. Student Records- This section contains links to the Office of the Registrar, Semester Deadlines, and a link to order transcripts.	 <p>The screenshot displays the HSU Student Center interface for a user with ID #190025636. At the top, there is a search bar labeled "SEARCH FOR CLASSES". Below this, several navigation sections are visible, each with a dropdown arrow:</p> <ul style="list-style-type: none">Holds: Shows "No Holds."To Do List: Includes a "more" link with a right-pointing arrow.Admissions: Contains links for "Academic Calendar", "Admissions Quick Links", and "Ask a Question?".Financial Aid: Contains links for "HSU Financial Aid Home Page" and "Scholarships".Student Records: Contains links for "Office of the Registrar", "Fall 2008 Deadlines", and "Order HSU Transcripts".